

## Tendring Local Council Tax Support (LCTS) 2014/15 Consultation

Respondents: 146 displayed, 146 total

Launched Date: 22/08/2013

Closed Date:

06/10/2013

**1. At the moment working age people who have very low income have up to 90% of their Council Tax paid by LCTS. Do you agree that this remain the same for financial year 2014/15?**

	Response Total	Response Percent	Points	Avg
Yes	27	41%	n/a	n/a
No	33	50%	n/a	n/a
Don't know	6	9%	n/a	n/a
Total Respondents		66	100%	
(skipped this question)			80	

**2. Do you agree that the amount of LCTS should be reduced to reflect the financial changes coming in by reducing further LCTS awarded and thereby increase the amount payable by those claiming?**

	Response Total	Response Percent	Points	Avg
Yes	36	55%	n/a	n/a
No	22	33%	n/a	n/a
Don't know	8	12%	n/a	n/a
Total Respondents		66	100%	
(skipped this question)			80	

**3. If you ticked 'Yes' then please indicate what level of LCTS should the Council pay up to from the options below**

**Up to 85%**

That would mean working age claimants pay at least 15% of their Council Tax.

Examples for those in receipt of maximum LCTS:

Average Band A in Tendring = £983.21  
Maximum LCTS = £835.73  
Council Tax to pay = £147.48 for the year which is £2.83 per week

Average Band B in Tendring = £1147.08  
Maximum LCTS = £975.02  
Council Tax to pay = £172.06 for the year which is £3.30 per week

Average Band C in Tendring = £1310.95  
Maximum LCTS = £1114.30  
Council Tax to pay = £196.64 for the year which is £3.77 per week

## Appendix A - LCTS 2014/15 Consultation Results#

### Up to 80%

That would mean working age claimants pay at least 20% of their Council Tax

Examples for those in receipt of maximum LCTS:

Average Band A in Tendring = £983.21 Maximum LCTS = £786.57 Council Tax to pay = £196.64 for the year which is £3.77 per week

Average Band B in Tendring = £1147.08 Maximum LCTS = £917.66 Council Tax to pay = £229.42 for the year which is £4.40 per week

Average Band C in Tendring = £1310.95 Maximum LCTS = £1048.76 Council Tax to pay = £262.19 for the year which is £5.03 per week

	Response Total	Response Percent	Points	Avg
Up to 85%	5	14%	n/a	n/a
Up to 80%	21	60%	n/a	n/a
Other, please specify <a href="#">view</a>	8	23%	n/a	n/a
Total Respondents		35		
		(skipped this question)	111	

### Specified Other:-

1. I think it should all be dependent on the amount of funding central Government award. If the award from central Government is the same then the award from us should remain the same etc.
2. They should be required to pay as much as possible and 20% should be the minimum.
3. 10%
4. 60%
5. Up to 65%
6. 75
7. 87.5%

### 4. In the current scheme there are residency rules that limit awarding LCTS to those residents who have resided in Tendring for at least 5 years as at the date they apply. Do you agree that the residency rules remain?

	Response Total	Response Percent	Points	Avg
Yes	44	71%	n/a	n/a
No	18	29%	n/a	n/a
Total Respondents		62	100%	
		(skipped this question)	84	

**5. The current LCTS scheme has the condition that a further 25% reduction of CTS for those who have been claiming JSA for 3 years or more. Those deemed capable of work by the Secretary of State but who haven't worked for 3 years or more. Should we retain this LCTS scheme condition?**

	Response Total	Response Percent	Points	Avg
Yes	44	71%	n/a	n/a
No	18	29%	n/a	n/a
Total Respondents		62	100%	
(skipped this question)			84	

**6. Have you got any general comments that you wish to make about these changes?**

Total Respondents	21
(skipped this question)	125

General Comments:-

- 1) 3 years is a long time to not have found. There are fewer jobs out there but there are still jobs out there so how can someone have not found work for three years when theres a job centre to help.
- 2) it is hard enough to live on jobseekers allowance and on any other benefits without reducing it anymore
- 3) We give away too much to the bone idle, enough is enough.
- 4) It will stop people relying on long term benefits and look for work. It is unfair that those who bother to pay their way have to face increases because of those who can't be bothered.
- 5) I think most people (including myself) could afford a little more than 10% of the total. I think 15% is perfectly acceptable. Im on esa and would be willing to pay 15% but 20% would start to hurt.  
I think even if the funding remains the same that it should goto 15% and the extra be used to fund any further cuts the following year
- 6) It should be reduced to 1 year!
- 7) I am a support worker for the disabled, i know of many cases where this charge has caused genuine hardship. If you want to know who is genuine, as atos does not seem to know, its a very simple procedure. Ask their neighbours!!!
- 8) You are discriminating against the poor and vulnerable in society with these rules.  
[Disabled]
- 9) I feel you are persecuting people that have moved to Tendring from other areas of the country in the last 5 years. I understand that the council need to make changes but we should all be treated the same whether we have lived here 1 year or 50 years. I feel it would be better if instead of making some people pay full council tax make everyone pay half.

## Appendix A - LCTS 2014/15 Consultation Results#

---

- 10) I am struggling to do this questionnaire because the questions are loaded and an assumption is made - "However, for people of working age, the Council has had to design a scheme that is less generous than the previous Council Tax Benefit scheme." - that is untrue. The Council have decided to design a scheme that results in no increase in Council tax.
- 11) Everyone can afford to pay something.
- 12) I have concerns about the residency rules. My view is it should be broader to recognise the wider value of families returning to the area to access support networks. For example children / grandchildren who move away for marriage but may need to return to their home area. I think people should qualify if they can evidence a family connection to the area.
- 13) I believe that 3 years would be a fairer length of residency; most households within that time would have made a valid financial contribution to TDC. However, now we have 5 years I do not believe we should lower the limit.  
I think we should make further stipulations to this rule.
- 14) As a result of the compulsory council tax payments for all working age claimants, the actual JSA received - as a result - is now an average of £64.70 per week (down from weekly JSA of the "statutory" £71.70). We have no choice in paying as this is a tax. This is fundamentally not the case with other outgoings such as gas and electricity, as we have the choice of seeking a cheaper tariff, or not having any utilities accounts at all. Council tax imposition is wrong for those whose only income is JSA, ESA and other similar weekly paid benefits.
- 15) I think the 25% reduction of CTS should have its time limit reduced to 2 years or more and for those that are willing to 'fail to sign' to just start a new claim before the three years is up should lose their right to have this gap in their award it should be continuous unless the gap is for a minimum of 6 weeks
- 16) Help should be more concentrated in those who work and try and earn a living, not those who sit on their arses and not work cos they cant be asked!!! My family would be better off on benefits than working, not that we would live that way because we have pride in ourselves but if these sorts of benefits and support were more aimed at those trying to help themselves than those who dont more people would have to find a job!!!!
- 17) All income should be taken into account and everyone should have to pay the same for council services and leisure centre use age I.e gym useage
- 18) That any changes imposed should be fair and equal.
- 19) It is not practically conceivable to keep removing money from those who have the least, especially at a time of increasing costs.
- 20) What is considered a low wage to qualify for LCTS
- 21) My next door neighbour doesn't work, nor does his wife, has three kids and spends his life playing his games console, drives a newer car than me and doesn't have to get up early and arrive home late to pay his way. Should I or my taxes be paying for his easy life....NO!

## Appendix A - LCTS 2014/15 Consultation Results#

### Additional Comments received separately

- Could we consider those who receive carers allowance exempt from the residency criteria?
- Could we consider those receiving resettlement support (for example NACRO clients) be exempt from the Tenancy requirements
- Every year households who have an SPD for that current year, will have to apply for their spd the next year and so on
- Only apply a SPD from date council are told and not from the date someone left the property

### 7. Are you responding as a resident or on behalf of an organisation?

	Response Total	Response Percent	Points	Avg
Resident	59	98%	n/a	n/a
Organisation	1	2%	n/a	n/a
If Organisation, which organisation?	0	0%	n/a	n/a

### 8. What is your postcode?

View responses to this question <a href="#">view</a>	
<b>Total Respondents</b>	<b>52</b>
(skipped this question)	94

1. co15 4pt
2. co15 1jn
3. CO16 8EG
4. co123sd
5. co16
6. co148ps

## Appendix A - LCTS 2014/15 Consultation Results#




---

7. CO16 7HE
8. CO16 7HE
9. co153rb
10. CO15
11. co148pg
12. co154ja
13. co15 2lr
14. co14 8nf
15. CO14 8NU
16. CO15 2AD
17. co153eh
18. CO15 5HT
19. Co15 4tp
20. CO12 5EL
21. co153eq
22. CO7 8BU
23. CO16 8YN
24. CO16 0JS
25. CO15 5EY
26. CO15 6NT
27. CO167AT
28. CO16 0DY
29. Co16 8fp
30. CO11 2PH
31. CO15 6AU
32. co15 5tn
33. co12 3ha

## Appendix A - LCTS 2014/15 Consultation Results#









- 34. CO16 8SD
- 35. CO15 2LH
- 36. co16 8xz
- 37. co16
- 38. CO14 8LQ
- 39. CO16 7HQ
- 40. CO14 8EX
- 41. CO15 6
- 42. CO15 4QE
- 43. CO12 4QX
- 44. Co168pu
- 45. Co16
- 46. co12 5jb
- 47. co15 1nj
- 48. Co15 4le
- 49. CO15 6BU
- 50. CO15 8BD
- 51. CO160BH
- 52. CO15 3NX

### 9. Do you or your partner receive LCTS?



		Response Total	Response Percent	Points	Avg
Yes		9	16%	n/a	n/a
No		45	78%	n/a	n/a
Don't know		4	7%	n/a	n/a
<b>Total Respondents</b>		<b>58</b>			
(skipped this question)			88		

## Appendix A - LCTS 2014/15 Consultation Results#







### 10. Please tick the description below that best describes your household

		Response Total	Response Percent	Points	Avg
A family with one or two dependent children		11	19%	n/a	n/a
A family with three or more children		6	10%	n/a	n/a
A lone parent household		2	3%	n/a	n/a
A carer		0	0%	n/a	n/a
A household with full and/or part time workers		21	36%	n/a	n/a
A household that includes someone who is disabled		9	15%	n/a	n/a
A single person household or a couple without children		14	24%	n/a	n/a
None of the above		7	12%	n/a	n/a
Don't know		1	2%	n/a	n/a
<b>Total Respondents</b>			<b>59</b>		
(skipped this question)			87		

### 11. Are you...?

		Response Total	Response Percent	Points	Avg
Male		24	44%	n/a	n/a
Female		31	56%	n/a	n/a
<b>Total Respondents</b>			<b>55</b>		

### 12. What is your age?

		Response Total	Response Percent	Points	Avg
24 years or below		3	5%	n/a	n/a
25 - 34 years		6	11%	n/a	n/a
35 - 44 years		13	23%	n/a	n/a
45 - 54 years		16	29%	n/a	n/a
55 - 64 years		12	21%	n/a	n/a
65 years or above		6	11%	n/a	n/a
<b>Total Respondents</b>			<b>56</b>		
(skipped this question)			90		



## Appendix A - LCTS 2014/15 Consultation Results#

### 13. Do you have any long-standing illness, disability or infirmity? (Long-standing means anything that has troubled you over a period of time or that is likely to affect you over a period of time)





	Response Total	Response Percent	Points	Avg
Yes	3	5%	n/a	n/a
No	38	69%	n/a	n/a
If Yes, does this illness or disability limit your activities in any way? <a href="#">view</a>	14	25%	n/a	n/a
<b>Total Respondents</b>		<b>55</b>		
(skipped this question)		91		

1. Starting to
2. yes
3. Mobility restrictions, many hospital visits, slowly dieing.
4. yes
5. Going out and about
6. yes
7. Yes
8. Yes
9. no i dont let it
10. Sometimes
11. It does and is progressive.
12. Mobility problems
13. From time to time
14. walking and carrying objects

### 14. To which of these groups do you consider you belong to?





	Response Total	Response Percent	Points	Avg
White	49	88%	n/a	n/

## Appendix A - LCTS 2014/15 Consultation Results#

English/Scottish/Welsh					a
White Irish		1	2%	n/a	n/a
Eastern European		0	0%	n/a	n/a
Any other white background		1	2%	n/a	n/a
Black/Black British Caribbean		0	0%	n/a	n/a
Black/Black British African		0	0%	n/a	n/a
Any other black background		0	0%	n/a	n/a
Mixed White and Black Caribbean		2	4%	n/a	n/a
Mixed White and Black African		0	0%	n/a	n/a
Mixed White and Asian		0	0%	n/a	n/a
Any other mixed background		0	0%	n/a	n/a
Asian/Asian British Indian		0	0%	n/a	n/a
Asian/Asian British Pakistani		0	0%	n/a	n/a
Asian/Asian British Bangladeshi		0	0%	n/a	n/a
Any other Asian background		0	0%	n/a	n/a
Chinese		0	0%	n/a	n/a
Arab		0	0%	n/a	n/a
Other, please specify <a href="#">view</a>		3	5%	n/a	n/a
<b>Total Respondents</b>			<b>56</b>		
(skipped this question)			90		

1. white ENGLISH Heterosexual minority
2. This holds no importance to your survey
3. British




### 15. What is your religion?

		Response Total	Response Percent	Points	Avg
No religion		30	54%	n/a	n/a
Jewish		0	0%	n/a	n/a
Christian		24	43%	n/a	n/a
Muslim		0	0%	n/a	n/a
Buddhist		1	2%	n/a	n/a
Sikh		0	0%	n/a	n/a
Hindu		0	0%	n/a	n/a
Any other		1	2%	n/a	n/a

## Appendix A - LCTS 2014/15 Consultation Results#

religion				
<b>Total Respondents</b>			<b>56</b>	

### 16. Do you consider yourself to be...?

		Response Total	Response Percent	Points	Avg
Heterosexual or straight		45	83%	n/a	n/a
Gay or Lesbian		2	4%	n/a	n/a
Bisexual		0	0%	n/a	n/a
Other		0	0%	n/a	n/a
Prefer not to say		7	13%	n/a	n/a

2014/15 LCTS Survey